





Extended Reach

The tractor hydraulics extend the front section by 2 feet.



A Firm Fit

Nylon wear pads ensure everything stays in place while extending and retracting.



TRACTOR LOADER EXTENDER

Idea of the Month: Helpful tool for loading bales

By **Cory Hall**

Larry Williams loads a large number of hay bales on his Texas farm. When asked why he designed, built, and patented this idea, he says: “I was getting frustrated with trying to load semis and having to push on the load. That can be hard on the bales. I decided to build a loader that made it much easier on the hay — and on my patience.”

He cut both legs of his front-end loader in half, just in front of the lift cylinder pin point. Then, he fabricated two 1½-inch-thick steel plates

to fit inside the rear legs' hollow parts. To allow for a firm fit while extending and retracting the unit, he fitted nylon wear pads inside the rear legs on their tops, bottoms, and both sides. The steel plate's front end is welded to the rear of the loader's front section.

Hydraulic cylinders are mounted on the inside of the rear legs. One end of the cylinder is attached to the rear legs, and the other end is attached to the front section. The tractor's factory hydraulics power the hydraulic cylinders. Pulling the lever in the cab extends the front section by 2 feet. This process can be performed while the loader is in a vertical or horizontal position. **SF**


Larry Williams

Beckville, Texas
Farming Operation: Williams operates a 10-acre Coastal Bermuda grass haying operation.

Family: Married to Pam with one son, three stepchildren, and four grandchildren.
Hobbies: Williams and his wife like to go camping in their fifth-wheel camper. Pam is a national championship clogger, and they travel the circuit: She clogs, and he helps emcee the shows.

Email: liwilliams81@gmail.com

Phone: 903-235-9090



Successful Farming (ISSN 0039-4432), July 2024, Volume 122, No. 6, is published monthly except for a combined issue in May. Successful Farming reserves the right to cancel subscriptions at any time. © Meredith Operations Corporation 2024. All rights reserved. Printed in the U.S.A. If you do not receive your issue, please alert us that your mailing name is undeliverable, your mailing information has changed, or you have moved. Please allow four to six weeks for delivery of information. Send address changes to: Successful Farming, P.O. Box 108, Medina, TX 75450. For advertising information, contact: Meredith Operations Corporation, 1716 Lakeside Drive, Dallas, TX 75247-0908. In Canada: Mailed under Publications Mail Sales Agreement No. 90221. Canadian ISSN 1131-8287. RT. For back issues, please contact the circulation department. Information received within two years of publication may be used for editorial purposes without acknowledgment. For more information, visit us online at www.successfulfarming.com and our editorial mailing offices: TMAST, P.O. Box 411, AA to CFS, Dallas, TX 75241; or U.S. Mail, 1716 Lakeside Drive, Dallas, TX 75247-0908.

◀ More ideas from readers on page 71.